

URECO NTC

100% SOLID EPOXY NOVOLAC CHEMICAL RESISTANT TOP COAT
ULTRA GLOSS FINISH
TDSNTCEN.V03

BEYOND FLOORS...

PRODUCT DESCRIPTION

URECO NTC is a 100% solid, pigmented or clear two components epoxy Novolac chemical resistant coating system. URECO NTC is also solvent free and self-priming. The application of two coats is recommended. designed to provide optimum protection against chemicals, acids, solvents, high temperatures, etc. URECO NTC is resistant to most solvents and most organic and inorganic acids. Intermittent exposure up to 250°F (122°C) has little effect. Surface can be various skid resistance textures (antiskid sold separately). This product can be applied on concrete, metal/steel and wood (call your Ureco representative for details)

BENEFITS

- Odorless
- Easy application
- Durable, impermeable, seamless and aesthetic
- Superior Adhesion
- Good chemical and mechanical resistance
- Does not support growth of bacteria and fungus
- Easily cleaned, maintained and a more sanitary work environment
- Meets Canadian Food Inspection Agency and USDA standards

COLORS

SOLID COLORS

Clear, White, Very Light Gray, Light Gray, Steel Gray, Telegray, Agate Gray, Azure, Deep Blue, Lime Green, Pine Green, Desert Tan, Tile Red, Black, Safety Yellow and Safety Red.

TYPICAL USE

- Manufacturing
- Warehouse
- Sanitize / Wash areas
- Laboratories
- Boiler plants
- CIP rooms
- Chemical rooms
- Pharmaceutical
- Industrial
- Hangar
- Institutional Buildings
- Commercial Buildings
- Hospital
- Aerospace
- Plant Vehicle Aisles
-
- Horizontal and vertical application
- Secondary containment surfaces
- Truck loading and unloading pads
- Floors and trenches in process areas
- Concrete for concrete tanks

TECHNICAL INFORMATION

Clear and Solid Colors	16 colors
Cure Time @ 21°C	8-12 hours
Recoat	24 hours
Foot traffic	48 hours
Full service	7 days
Full chemical resistance	
Mix Ratio (by volume)	2 component kit 2 Part A (resin) 1 Part B (hardener)
Coverage	
Clear and colored	1 st coat: 8-10 mils (150-200 sqft/gal) 2 nd coat: 20-25 mils (80-64 sqft/gal)
Pot Life @ 25°C	20-25 minutes
Solid by weight	100
Toxicity	Non-toxic Low odor No ventilation required

PHYSICAL PROPERTY

TEST METHOD

RESULT

Bond Strength CS17 / 1000 Cycles / 1000g	ASTM D4541	> 300 psi (substrate failure)
Coefficient of Friction Standard Slip Resistant Smooth	ASTM D-2047	0.9 0.7
Flexural Strength	ASTM D-638	5 500psi
Hardness (Shore D)	ASTM D-2240	70-80
Tensile Strength	ASTM D-307	100-1500 psi
Water Absorption	ASTM D-570	0.30%


- Pot life is shorter at higher temperature.
- Before using any URECO product, be sure the Safety Data Sheet (SDS) is read and understood.

POWERBLAST CANADA

379 rue de l'Aigle, Saint-Eustache, Quebec, Canada, J7R 0M9
1-866-975-1133
www.powerblastcanada.com

LIKE & FOLLOW US ON SOCIAL MEDIA!

 Facebook.com/powerblastcanada

 LinkedIn/powerblastcanada

 Instagram.com/urecoflooring

URECO NTC

100% SOLID EPOXY NOVOLAC CHEMICAL RESISTANT TOP COAT
ULTRA GLOSS FINISH
TDSNTCEN.V03

PACKAGING

URECO NTC is available in 3 gallons / kit or 15 gallons / kit (pails). All kits containing 2 part A of resin and 1 part B hardener.

SURFACE PREPARATION

Surface preparation is required. Substrate must be profiled, dry, clean, oil free, and sound. Use Ureco Degreaser to remove all contaminants (oils, greases and others). Remove any dust, laitance, dirt, curing agent impregnations, wax, foreign matter, coatings and others from the surface by an appropriate mechanical preparation to achieve a profile equivalent to ICRI CSP 3 with Blastrac and/or diamond grinder with dust free collector. Need proper bonding to the substrate. Call the Technical Department for preparation recommendation.

PRIMING

Self-priming

MIXING

Pre-mix each component separately. Empty 1 part of component B with two parts component A, (mixing ratio 2 for 1) into an appropriate mixing container. Mix the combined components for at least 2-3 minutes using a low-speed drill (300-450 rpm) to minimize entrapping air in the system. When completely mixed, the product should be uniform in color and consistency.

APPLICATION

URECO NTC is applied with a flat squeegee and then back roll with a 10mm lint free or microfiber roller to obtain a uniform finish.

- 1.- Apply the first coat of Ureco NTC at 150 sqft per gallon to yield a dry film thickness of 8-10 mils. The epoxy should be dry to recoat between 8-12 hours.
- 2.- Apply the second coat of Ureco NTC at 64 sqft per gallon to yield a thickness of 20-25 mils.

NOTE: Do not exceed 24 hours between coats. If this time is exceeded, sanding of the surface is required to ensure bonding.

CLEANING

This product is considered to be a low maintenance flooring solution; however, certain textures and service environments do require certain procedures. Please refer to the "Maintenance Recommendation".

STORAGE CONDITIONS

URECO NTC must be stored in a dry cool place between 15°C and 21°C. Do not allow to freeze. The shelf life of this product is 12 months from ship date in the original unopened container. Do not store near open flame.

CHEMICAL RESISTANCE

This product is resistant to many common chemicals. Please call the Technical Department for actual resistance to specific chemical/agents.

MOISTURE CONCERNS

Moisture vapor transmission in the slab should be measured prior to application of polymeric systems to ensure a long lasting, durable installation.

LIMITATIONS

This product is best suited for application in temperatures between 15°C and 25°C. Substrate must be clean, sound and dry. Substrate temperature must be 3°C (5.5F) above measured dew point. Moisture content of the substrate must less than 4% when coating is applied. Do not apply to surfaces where moisture vapor can condense and freeze or to porous surfaces where moisture vapor transmission will occur during the application. Do not apply in areas where the humidity is greater than 85%. Freshly applied material should be protected from dampness, condensation and water for at least 24 hours. If you have any questions, please contact the PowerBlast Canada Technical Services at 1-866-975-1133

CAUTION

Workers should wear protective clothing consisting of splash-proof goggles, impermeable gloves and, where exposure limits are exceeded, organic vapor respirators. Follow the Safety Data Sheet (SDS) for proper personal protective equipment to use when handling this product. Use only as directed. **KEEP OUT OF REACH OF CHILDREN.**

IMPORTANT NOTICE- All statements, recommendations and technical information contained in this document are based on tests and information, which PowerBlast Canada believes to be accurate as of this date. The buyer should test this product before use. PowerBlast Canada assumes no obligation or liability for results obtained from the use of this product. The product and information herein are furnished at the buyers request and risk. PowerBlast Canada will not be liable for any direct, indirect, consequential, economic or any other damage whatsoever except to replace the product and or refund the purchase price to the purchaser.

POWERBLAST CANADA


379 rue de l'Aigle, Saint-Eustache, Quebec, Canada, J7R 0M9


1-866-975-1133

www.powerblastcanada.com

LIKE & FOLLOW US ON SOCIAL MEDIA!

 Facebook.com/powerblastcanada

 Linkedin/powerblastcanada

 Instagram.com/urecoflooring