

### URECO P PRIMER

100% SOLID EPOXY PRIMER  
TDSPEN.V01

## BEYOND FLOORS...

#### PRODUCT DESCRIPTION

URECO P Primer is a 100% solid, two components epoxy primer system. URECO P is also solvent free. This product is used as a primer with Ureco Epoxy Covebase, Ureco V and Ureco FL products. This product is available in clear or colored version.

#### BENEFITS

- Odorless
- Easy application
- Superior Adhesion
- Does not support growth of bacteria and fungus
- Meets Canadian Food Inspection Agency and USDA standards

#### COLORS

##### SOLID COLORS

URECO P PRIMER is available in clear and colored.

#### TYPICAL USES

- Pharmaceutical
- Industrial
- Automotive Service Bays
- Institutional Buildings
- Commercial Buildings
- Hospital
- Residential
- Aerospace
- Plant Vehicle Aisles
- Showrooms, shops, dealerships
- Bars, banquet hall
- Hotels, lobbies, kitchens and restaurants
- Shopping centers, retail stores
- Spa, solariums, salons
- Casinos
- Airports, railway stations

#### PACKAGING

URECO P is available in 3 gallons / kit or 15 gallons / kit. All kits containing 2 part A of resin and 1 part B hardener.

#### SURFACE PREPARATION

Surface preparation is required. Substrate must be profiled, dry, clean, oil free, and sound. Use Ureco Degreaser to remove all contaminants (oils, greases and others). Remove any dust, laitance, dirt, curing agent impregnations, wax, foreign matter, coatings and others from the surface by an appropriate mechanical to achieve a profile equivalent to ICRI CSP 2-3 with Blastrac and/or diamond grinder with dust free collector. Need proper bonding to the substrate. Call the Technical Department for preparation recommendation.

#### POWERBLAST CANADA

379 rue de l'Aigle, Saint-Eustache, Quebec, Canada, J7R 0M9  
1-866-975-1133  
www.powerblastcanada.com

#### TECHNICAL INFORMATION

Solid Colors	16 colors
Cure Time @ 21°C	Apply Ureco Epoxy Covebase, Ureco V or Ureco FL when the Ureco P is still tacky to the touch.
Mix Ratio (by volume)	2 component kit 2 Part A (resin) 1 Part B (hardener)
Coverage Clear and colored	8-10 mils (150-200 sqft/gal)
Pot Life @ 25°C	25-30 minutes
Solid by weight	100
VOC Content	< 30g/L
Toxicity	Non-toxic Low odor No ventilation required

#### PHYSICAL PROPERTY


#### TEST METHOD

#### RESULT

Adhesion to concrete CS17 / 1000 Cycles / 1000g	> 300 psi (substrate failure)	
Bond Strength Coefficient of Friction	ASTM D-2047	
Flexural Strength	ASTM D-638	5 500psi
Hardness (Shore D)	ASTM D-2240	70-80
Tensile Strength	ASTM D-638	1000-1500, psi
Water Absorption	ASTM D-570	0.30%
<ul style="list-style-type: none"> <li>- Pot life is shorter at higher temperature.</li> <li>- Before using any URECO product, be sure the Safety Data Sheet (SDS) is read and understood.</li> </ul>		

LIKE & FOLLOW US ON SOCIAL MEDIA!

 Facebook.com/powerblastcanada

 LinkedIn/powerblastcanada

 Instagram.com/urecoflooring

### URECO P PRIMER

100% SOLID EPOXY PRIMER  
TDSPEN.V01

## BEYOND FLOORS...

#### MIXING

Pre-mix each component separately. Empty 1 part of component B with two parts component A, (mixing ratio 2 for 1) into an appropriate mixing container. Mix the combined components for at least 2-3 minutes using a low-speed drill (300-450 rpm) to minimize entrapping air in the system. When completely mixed, the product should be uniform in color and consistency.

#### APPLICATION

URECO P Primer is applied using a squeegee, a 10mm lint free roller and a brush. Spread the product evenly using the squeegee and level with a roller, pulling towards you to obtain the required thickness and a uniform surface. To be applied by certified applicators.

NOTE: Do not exceed 24 hours between coats. If this time is exceeded, sanding of the surface is required to ensure bonding.

#### CLEANING

This product is considered to be a low maintenance flooring solution; however, certain textures and service environments do require certain procedures. Please refer to the "Maintenance Recommendation".

#### STORAGE CONDITIONS

URECO GTC must be stored in a dry cool place between 15°C and 21°C. Do not allow to freeze. The shelf life of this product is 12 months from ship date in the original unopened container. Do not store near open flame.

#### CHEMICAL RESISTANCE

This product is resistant to many common chemicals. Please call the Technical Department for actual resistance to specific chemical/agents.

#### MOISTURE CONCERNS

Moisture vapor transmission in the slab should be measured prior to application of polymeric systems to ensure a long lasting, durable installation.

#### LIMITATIONS

This product is best suited for application in temperatures between 15°C and 25°C. Substrate must be clean, sound and dry. Substrate temperature must be 3°C (5.5F) above measured dew point. Moisture content of the substrate must less than 4% when coating is applied. Do not apply to surfaces where moisture vapor can condense and freeze or to porous surfaces where moisture vapor transmission will occur during the application. Do not apply in areas where the humidity is greater than 85%. Freshly applied material should be protected from dampness, condensation and water for at least 24 hours. Compressive of the concrete should be at least 25 mpa (3625) psi at 28 days. If you have any questions, please contact the PowerBlast Canada Technical Services at 1-866-975-1133

#### CAUTION



Workers should wear protective clothing consisting of splash-proof goggles, impermeable gloves and, where exposure limits are exceeded, organic vapor respirators. Follow the Safety Data Sheet (SDS) for proper personal protective equipment to use when handling this product. Use only as directed. **KEEP OUT OF REACH OF CHILDREN.**

**IMPORTANT NOTICE-** All statements, recommendations and technical information contained in this document are based on tests and information, which PowerBlast Canada believes to be accurate as of this date. The buyer should test this product before use. PowerBlast Canada assumes no obligation or liability for results obtained from the use of this product. The product and information herein are furnished at the buyers request and risk. PowerBlast Canada will not be liable for any direct, indirect, consequential, economic or any other damage whatsoever except to replace the product and or refund the purchase price to the purchaser.

#### POWERBLAST CANADA

379 rue de l'Aigle, Saint-Eustache, Quebec, Canada, J7R 0M9  
1-866-975-1133  
www.powerblastcanada.com

#### LIKE & FOLLOW US ON SOCIAL MEDIA!

 [Facebook.com/powerblastcanada](https://www.facebook.com/powerblastcanada)  
 [Linkedin/powerblastcanada](https://www.linkedin.com/company/powerblastcanada)  
 [Instagram.com/urecoflooring](https://www.instagram.com/urecoflooring)