

URECO FL

CEMENTITIOUS POLYURETHANE HIGH FILL MORTAR FOR FLOORING

1" - 12"

TDSFLEN.V04

BEYOND FLOORS...

PRODUCT DESCRIPTION

URECO FL is a trowelable four component fill cementitious polyurethane grout system. This heavy duty product may be used for repairing deep holes and to change the level pitch of floors in preparation of Ureco EG or Ureco STS overlayment. This system is typically installed at 2.54 to 30 cm (1 to 12 in.) thickness

BENEFITS

- Odorless, Non-toxic, Non-tainting
- Pre-measured unit for easy mixing
- Easy application
- Coefficient of thermal expansion similar to concrete
- Superior Adhesion
- Allows for high fill, bulk build re-sloping or filling of large hole
- Technology based on the other URECO flooring systems which allows for inter-coat compatibility and monolithic high build applications from substrate to surface.
- No ventilation required
- Self-extinguishing
- Resistant to fungi and to mold growth
- Can be applied onto 7-10 days old concrete

COLORS

URECO FL is available in two (2) standard colors :
Steel Gray and Tile Red.

TYPICAL USES

URECO FL is designed to protect concrete from chemical attack, corrosion, impact and thermal shock. Repeated exposure to hot oil or steam does not cause pitting, cracking or crazing. Typical areas of applications:

- Chemical Processing
- Food Processing Areas
- Cook / Chill Areas
- Sanitize / Wash Areas
- Plant Vehicle
- Loading docks, ramps, curbs, bumpers, re-sloping drainage, etc.

TECHNICAL INFORMATION

Colors	2 standard colors
Cure Time @ 21°C	
Foot traffic	4-6 hours
Re-coat	8-10 hours
Full service	12-16 hours
Mix Ratio (by volume)	4 component kit premix Part 1 (resin) Part 2 (hardener) Part 3 (aggregate) Part 4 (aggregate)
Coverage	A unit will yield 12 sq. feet at 1" thickness 1 cubic feet / unit
Pot Life @ 25°C	20 minutes
Service temperature	-120° F to 220° F (live steam) Intermittently 260 °F
Toxicity	Non-toxic Odorless No ventilation required

PHYSICAL PROPERTY	TEST METHOD	RESULT
Adhesion to concrete		> 400 psi, concrete fails before loss of bond
Abrasion Resistance CS17 Wheel 1 Kg Load	ASTM D-4060	35 mg loss
Compressive Strength	ASTM C-579	5 500 psi
Flexural Strength	ASTM D-790	1 200 psi
Hardness	D Shore	85-90
Tensile Strength	ASTM D-638	1 500 psi
- Pot life is shorter at higher temperature. Do not use below 5°C or above 30°C. - Before using any URECO product, be sure the Safety Data Sheet (SDS) is read and understood.		

POWERBLAST CANADA


3505 Le Corbusier Blvd., Laval, QC, H7L 4Z4


1-866-975-1133

www.powerblastcanada.com

LIKE & FOLLOW US ON SOCIAL MEDIA!

 Facebook.com/powerblastcanada

 LinkedIn/powerblastcanada

 Instagram.com/urecoflooring

URECO FL

CEMENTITIOUS POLYURETHANE HIGH FILL MORTAR FOR FLOORING

1" - 12"

TDSFLEN.V04

BEYOND FLOORS...

SURFACE PREPARATION

Surface preparation is required. Substrate must be profiled, dry, clean, oil free, and sound. Use Ureco Degreaser to removed all oily contaminants (oils, greases and others). Remove any dust, laitance, dirt, curing agent impregnations, wax, foreign matter, coatings and others from the surface by an appropriate mechanical to achieve a profile equivalent to ICRI CSP3-6 with Blastrac and/or scarifier and/or grinder with dust free collector. Need proper bonding to the substrate. Call the Technical Department for preparation recommendation.

PRIMING

All surfaces must be primed with URECO P PRIMER to assure a complete permanent bond to substrate and transfer joints. URECO FL can be applied to the tacky primer.

MIXING

Premix the resin (part 1) to unify the color, then add the hardener (part 2), both should be added to a forced circulation pail mixer and pre-blended for approximately 30 seconds. Gradually add aggregate (part 3) and then the aggregate (part 4) mix until homogenous mix is attained (approximately 2 minutes). Immediately apply over a tacky URECO P primer (primer should be applied at 8-10 mils, 5-30 minutes prior to URECO FL. Mix full unit.

APPLICATION

URECO FL can be applied at 1" (2.54cm) to 12" (30 cm) thickness. URECO FL must be applied over a tacky primer, allow the system to cure for 8-10 hours before application of URECO STS or URECO EG. To be applied by licensed applicators.

CLEANING

This product is considered to be a low maintenance flooring solution; however, certain textures and service environments do require certain procedures. Please refer to the "Maintenance Recommendation".

STORAGE CONDITIONS

URECO FL must be stored in a dry cool place between 15°C and 21°C. Exposure of the aggregate (Part 3 and Part 4) to moisture or water will make the systems unreliable. Do not allow resins to freeze. The shelf life of this product is 12 months for part 1 (resin) and part 2 (hardener) and 6 months for part 3 and 4 (aggregates) from ship date in the original unopened container. Exposure of the hardener to water will lead to pressure build-up from carbon dioxide generation. Do not reseal containers contaminated with moisture. Do not store near open flame.

CHEMICAL RESISTANCE

This product is resistant to many common chemicals. Better results will be obtained if used in combination with Ureco EG or STS. Please call the Technical Department for actual resistance to specific chemical/agents.

MOISTURE CONCERNS

Moisture vapor transmission in the slab should be measured prior to application of polymeric systems to ensure a long lasting, durable installation.

LIMITATIONS

Priming is required for maximum adhesion and ease of installation. This product is best suited for application in temperatures between 5° C and 30° C. Moisture content of substrate should not exceed 10%. Substrate must be clean, sound and dry. Protect substrate during application from condensation or any overhead leaks. If you have any questions, please contact the Technical Department.

CAUTION

Workers should wear protective clothing consisting of splash-proof goggles, impermeable gloves and, where exposure limits are exceeded, organic vapor respirators. Follow the Safety Data Sheet (SDS) for proper personal protective equipment to use when handling this product. Use only as directed. **KEEP OUT OF REACH OF CHILDREN.**

IMPORTANT NOTICE

All statements, recommendations and technical information contained in this document are based on tests and information, which PowerBlast Canada believes to be accurate as of this date. The buyer should test this product before use. PowerBlast Canada assumes no obligation or liability for results obtained from the use of this product. The product and information herein are furnished at the buyers request and risk. PowerBlast Canada will not be liable for any direct, indirect, consequential, economic or any other damage whatsoever except to replace the product and or refund the purchase price to the purchaser.

POWERBLAST CANADA


3505 Le Corbusier Blvd., Laval, QC, H7L 4Z4


1-866-975-1133

www.powerblastcanada.com

LIKE & FOLLOW US ON SOCIAL MEDIA!

 Facebook.com/powerblastcanada

 LinkedIn/powerblastcanada

 Instagram.com/urecoflooring