

URECO PTC-FC100

FAST CURE 100% SOLID POLYASPARTIC / POLYUREA TOP COAT
GLOSS FINISH
TDSPTCFC100EN.V04

BEYOND FLOORS...

PRODUCT DESCRIPTION

URECO PTC-FC100 is a 100% solid FAST CURE Polyaspartic / Polyurea clear two components coating system. URECO PTC-FC100 is also a self-priming so it can be used as a primer as well as a protective coating. The fast curing of this product and its fast turnaround allow the installation of a flooring system in one day. Surface finish can be various skid resistance textures (sold separately).

BENEFITS

- Zero volatile content, no odour
- Rapid return to service after application
- UV color change resistant, non yellowing
- Interior and exterior use
- Hard and flexible with good elongation for dynamic concrete protection
- VOC Compliant
- Easy application, easy 1 to 1 mixing ratio
- Fast curing with good pot life allows for 2-3 coat application for single day installation
- Excellent curing capability at very low temperature
- Durable, impermeable, seamless and esthetic
- Superior gloss and gloss retention
- Good chemical and impact resistance
- Easily cleaned, maintained and a more sanitary work environment

COLORS

Clear and standard colors

TYPICAL USES

- For exterior and interior use
- Garages commercial and residential
- Basements, cold cellars, access ways, entry ways and staircases
- Retail store, commercial centers and boutiques
- Aircraft Hangars, automobile dealerships, car washes and wash ways
- Medium duty traffic areas
- Area requiring high esthetic appearances, pleasing, durable coatings for concrete floors
- Pharmaceutical and aerospace
- Hospitals, and schools
- Industrial showrooms and office buildings

TECHNICAL INFORMATION

Color	Clear, Colored
Cure Time @ 22°	
Working time	20-25 minutes
Tack free	1-2 hours
Hard dry	2-4 hours
Foot traffic	2-4 hours
Light traffic	24-48 hours
Heavy traffic	48-72 hours
Full cure	10-14 days
Mix Ratio (by volume)	2 component kits 1 Part A (resin) 1 Part B (hardener)
Coverage Clear and colored	1 st coat: 8-10 mils (160-200 sqft/gal) 2 nd coat: 10-12 mils (135-160 sqft/gal)
Solid by volume	100
Toxicity	When cured Non-toxic Non tainting

PHYSICAL PROPERTY

TEST METHOD

RESULT


PHYSICAL PROPERTY	TEST METHOD	RESULT
Abrasion CS17 / 1000 Cycles / 1000g	ASTM-4060	0.050g
Bond Strength 1 st coat 2 nd coat	ASTM D-4541	> 500 psi (substrate failure) 1285 psi 1325 psi
Coefficient of Friction Standard Slip Resistant Smooth	ASTM D-2047	0.7 0.9
Hardness (Shore D)	ASTM D-2240	70
Elongation	ASTM D412	50%
VOC Content		> 0.5 g/l

POWERBLAST CANADA

379 rue de l'Aigle, Saint-Eustache, QC, J7R 0M9
1-866-975-1133
www.powerblastcanada.com

LIKE & FOLLOW US ON SOCIAL MEDIA!

 Facebook.com/powerblastcanada

 LinkedIn/powerblastcanada

 Instagram.com/urecoflooring

URECO PTC-FC100

FAST CURE 100% SOLID POLYASPARTIC / POLYUREA TOP COAT
GLOSS FINISH
TDSPTFC100EN.V04

BEYOND FLOORS...

PACKAGING

URECO PTC-FC100 is available in 2 gallons kit 2 gallons kit or in 10 gallons kit.. All kits containing 1 part A of resin and 1 part B hardener.

SURFACE PREPARATION

Surface preparation is required. Substrate must be profiled, dry, clean, oil free, and sound. Use Ureco Degreaser to remove all contaminants (oils, greases and others). Remove any dust, laitance, dirt, curing agent impregnations, wax, foreign matter, coatings and others from the surface by an appropriate mechanical to achieve a profile equivalent to ICRI CSP 2-3 with Blastrac and/or diamond grinder with dust free collector. Need proper bonding to the substrate. Call the Technical Department for preparation recommendation.

PRIMING

Self-primer

MIXING

CLEAR AND COLORED VERSION

Pre-mix each component separately. Empty 1 part of component B with 1 part component A, (**mixing ratio 1 for 1**) into an appropriate mixing container. Mix the combined components for at least 2-3 minutes using a low-speed drill (300-450 rpm) to minimize entrapping air in the system. When completely mixed, the product should be uniform in color and consistency.

APPLICATION

URECO PTC is applied with a flat squeegee and then back roll with a high quality 10mm lint free or microfiber roller to obtain a uniform coating.

NOTE: Sanding between coats is required to ensure bonding.

CLEANING

This product is considered to be a low maintenance flooring solution; however, certain textures and service environments do require certain procedures. Please refer to the "Maintenance Recommendation".

STORAGE CONDITIONS

URECO PTC-FC100 must be stored in a dry cool place between 15°C and 21°C. Do not allow to freeze. The shelf life of this product is 6 months from ship date in the original unopened container. Do not store near open flame.

CHEMICAL RESISTANCE

This product is resistant to many common chemicals. Please call the Technical Department for actual resistance to specific chemical/agents.

MOISTURE CONCERNS

Moisture vapor transmission in the slab should be measured prior to application of polymeric systems to ensure a long lasting, durable installation.

LIMITATIONS

This product is best suited for application in temperatures between 4°C and 30°C. Substrate must be clean, sound and dry. Substrate temperature must be a minimum of 10°C and must be 3°C (5.5F) above measured dew point. Maximum relative humidity is 85% moisture content of the substrate must less than 4% when coating is applied. Ambient humidity during application and curing must be minimum 30% maximum 75%. Do not apply to surfaces where moisture vapor can condense and freeze or to porous surfaces where moisture vapor transmission will occur during the application. Do not apply in areas where the humidity is greater than 85%. Freshly applied material should be protected from dampness, condensation and water for at least 24 hours. Beware of air flow and changes in air flow. Introduction of dust, debris, and particles etc. May result in surface imperfections and other defects. If you have any questions, please contact the PowerBlast Canada Technical Services at 1-866-975-1133.

CAUTION

Workers should wear protective clothing consisting of splash-proof goggles, impermeable gloves and, where exposure limits are exceeded, organic vapor respirators. Follow the Safety Data Sheet (SDS) for proper personal protective equipment to use when handling this product. Use only as directed. **KEEP OUT OF REACH OF CHILDREN.**

IMPORTANT NOTICE- All statements, recommendations and technical information contained in this document are based on tests and information, which PowerBlast Canada believes to be accurate as of this date. The buyer should test this product before use. PowerBlast Canada assumes no obligation or liability for results obtained from the use of this product. The product and information herein are furnished at the buyers request and risk. PowerBlast Canada will not be liable for any direct, indirect, consequential, economic or any other damage whatsoever except to replace the product and or refund the purchase price to the purchaser.

POWERBLAST CANADA


379 rue de l'Aigle, Saint-Eustache, QC, J7R 0M9


1-866-975-1133

www.powerblastcanada.com

LIKE & FOLLOW US ON SOCIAL MEDIA!

 Facebook.com/powerblastcanada

 Linkedin/powerblastcanada

 Instagram.com/urecoflooring